

Instructions for Non-VA Participants to Create a TMS Account and Obtain CEU Certificates

Conference Name: (*Battlemind to Home: Mental Health Summit X*)

Conference ID (4498957)

Conference Start Date (*October 8th, 2019*)

Conference Location (*610 Purdue Mall, West Lafayette, IN*)

TMS Scheduled Offering # (3566175)

VA Location: (*IND*)

Thanks for your interest in this VA educational program. VA manages and tracks all training and CEU through the online Talent Management System (TMS). To attend and receive your CEU certificate, you'll need to go online and complete information to create and account in TMS.

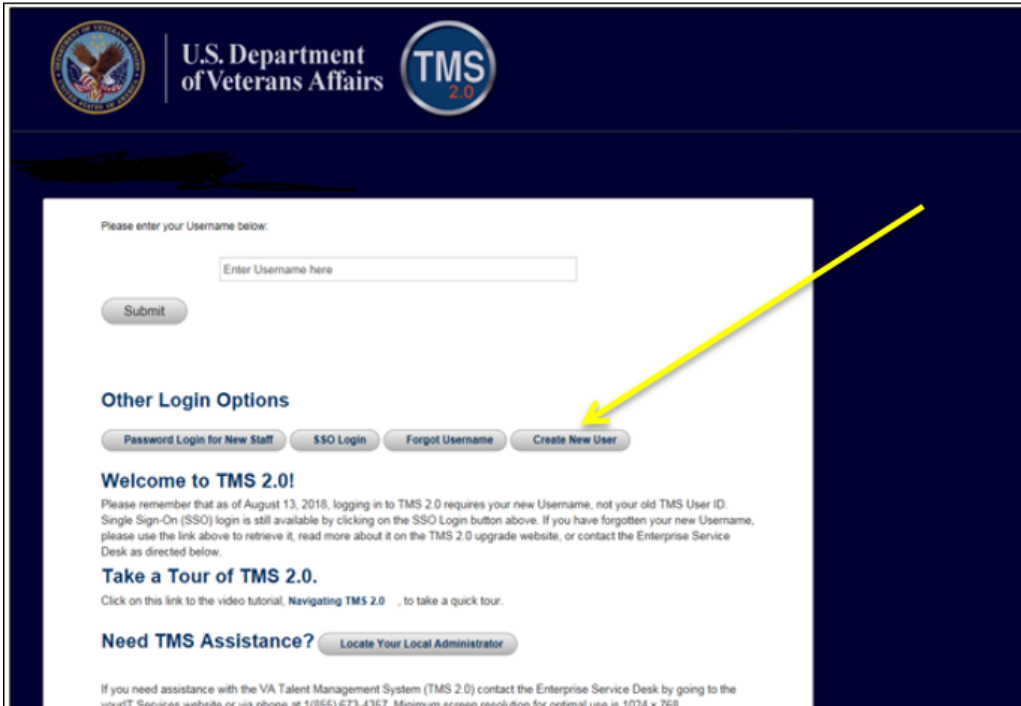
Thanks, in advance, for your patience with this new process. If you have questions or need assistance, please feel free to contact your **VA POINT OF CONTACT** (*Rebecca Bewsey, Rebecca.bewsey1@va.gov 317-988-4218 or Mike Brown, michael.brownd9@va.gov 317-988-3692*)

STEP 1: Create an account in TMS.

Instructions:

- A. To access the TMS, you must use one of the following browsers:
 - Internet Explorer (7.0 to 11.0)
 - Mozilla Firefox (3.6.x.x and above)
 - Safari on Mac (6.0 and above)
 - Google Chrome (23.0.x.x and above)

- B. Go to the TMS homepage (<https://www.tms.va.gov/SecureAuth35/>) and click **Create New User** to set up a TMS profile. If you've previously created a TMS account, if you have any questions about the information to be provided or experience difficulties creating a profile, contact the Enterprise Service Desk (ESD) at 1.855.673.4357



C. Select **Veterans Health Administration (VHA)** and click **Next**

VA TMS SELF ENROLLMENT

- If you are a VA EMPLOYEE and need a VA TMS profile, **do not** create an account here. Please contact your local VA TMS Administrator.
- If you need assistance with self-enrollment, please contact the VA TMS Help Desk at 1 (866) 496-0463 or via email at VATMSHelp@va.gov.

Please answer the following question to begin the Self Enrollment process:

I will work at or will attend an event sponsored by...

Veterans Health Administration (VHA)
The VHA is the nation's largest integrated health care system, with more than 1,700 hospitals, clinics, community living centers, domiciliaries, readjustment counseling centers, and other facilities

Veterans Benefits Administration (VBA)
The VBA administers a variety of benefits and services that provide financial and other forms of assistance to Service members, Veterans, their dependents and survivors

National Cemetery Administration (NCA)
The NCA provides burial benefits to veterans and eligible dependents, and operates 131 national cemeteries in the U.S. and Puerto Rico

Office of Information and Technology (OIT)
The OIT acquires, delivers, and manages technology to VA and acts as a steward for most of VA's information technology assets and resources

VA Central Office (VACO)
VACO is a general term covering all other Program, and Staff Offices

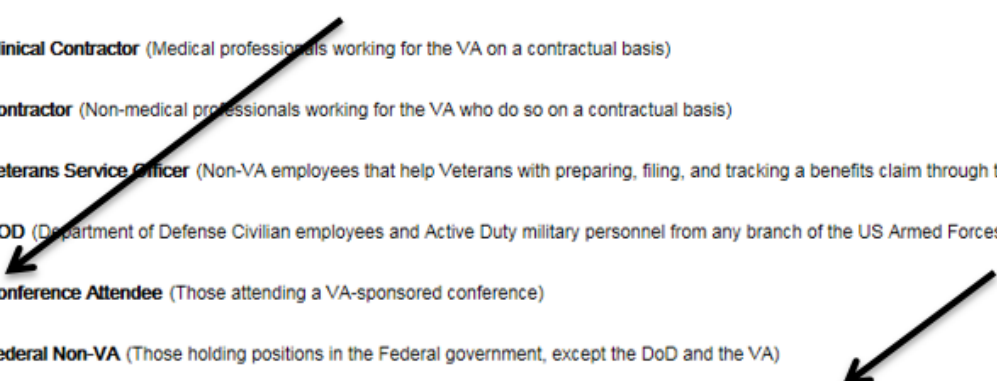
Next

D. Select **Conference Attendee (Those attending a VA-sponsored conference)** and click **Next**

Please answer the following question to begin the Self Enrollment process:

I am a...

- Health Professions Trainee** (Health professionals in VA training programs, including WOC trainees)
- Volunteer** (Those volunteering for VA without VA compensation)
- WOC** (Those working for the VA without VA compensation)
- Clinical Contractor** (Medical professionals working for the VA on a contractual basis)
- Contractor** (Non-medical professionals working for the VA who do so on a contractual basis)
- Veterans Service Officer** (Non-VA employees that help Veterans with preparing, filing, and tracking a benefits claim through the VA system)
- DOD** (Department of Defense Civilian employees and Active Duty military personnel from any branch of the US Armed Forces)
- Conference Attendee** (Those attending a VA-sponsored conference)
- Federal Non-VA** (Those holding positions in the Federal government, except the DoD and the VA)



E. You must provide information related to MY ACCOUNT and MY JOB. All fields marked with an asterisk must be completed.

Note: The **Email Address** that you enter here will be used as your Username to log into the system. Please ensure that the email address you use is one which you will be able access.

Note: Fields marked with * are required

MY ACCOUNT INFORMATION

- The length of the password must be between 12 and 20 characters.
- The password must contain the following types of characters:
 - a. English lowercase letters.
 - b. English uppercase letters.
 - c. Arabic numerals(0,1,2,...9).
 - d. Non alphanumeric special characters (!@#\$%^&*~+~=[]|:;?.,/)
- Characters cannot be repeated more than twice in a row.
- The password cannot contain user name(login ID).
- The password cannot contain users first name and last name.
- The password cannot be the same as any of the previous 24 passwords.
- The password cannot contain 6 or more characters in a row from the previous password.
- Security answer must be at least 5 characters.

* Password :

* Re-enter Password :

* SSN : (Click here to view the VA TMS Privacy Act Notice.) - -

(If you are foreign national and do not have an SSN please click here)

* Re-enter SSN : - -

* DOB (MM/DD/YYYY) :

* Legal First Name :

* Legal Last Name :

Middle Name(Optional) :

* Email Address :

* Re-enter Email Address :

* Phone Number (do not include hyphens i.e 1112223333) : - - Check here to enter an International Phone Number

* Time Zone ID :

Note: The VA Location, VA Point of Contact and all conference information are listed on the top of page 1

CONFERENCE INFORMATION

* VA Location : See top of Page 1

* VA Point of Contact First Name : See top of Page 1

* VA Point of Contact Last Name : See top of Page 1

* VA Point of Contact Email Address :

* Point of Contact Phone Number (do not include hyphens i.e. 1112223333): - - Check here to enter an International Phone Number

* Accreditation Occupation Category : Choose from drop-down-list

* Preferred Accreditation :

National Association of Boards of Pharmacy (NABP) # :

* Conference ID :

* Conference Name :

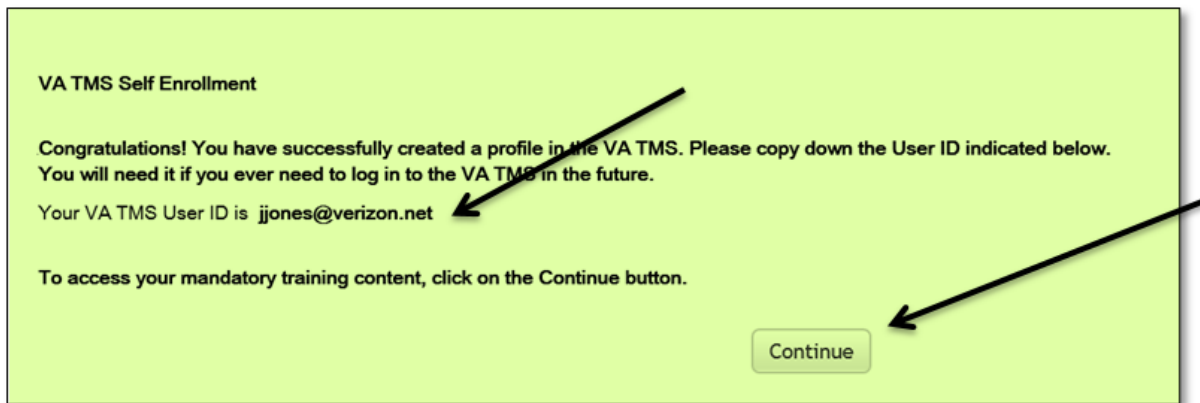
* Conference Start Date (MM/DD/YYYY) :

* Conference Location :

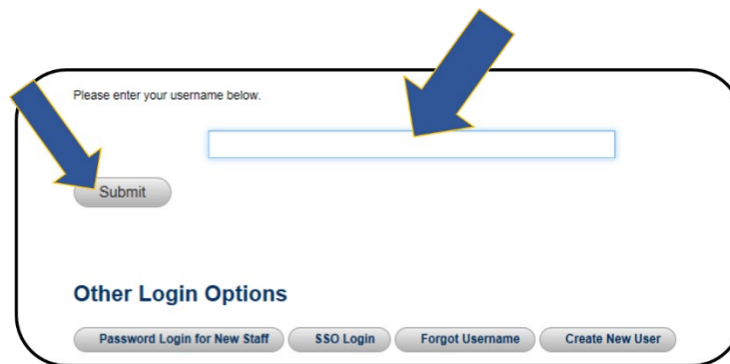
Back Submit

Note: If there were any errors identified after selecting **SUBMIT**, you must fix those and then select **SUBMIT** again. Keep making corrections until you succeed.

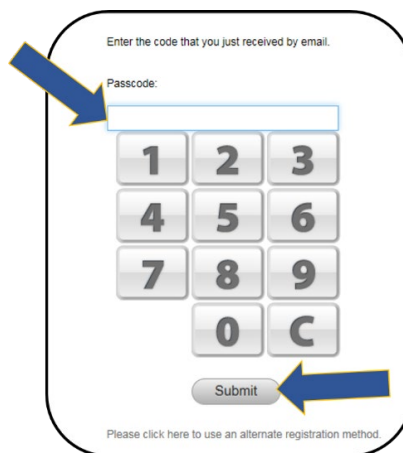
F. Once any errors have been corrected, you should see the **Congratulations** screen. At this point you should make note of your TMS Username (which will be the Email Address that you entered). Once you click “submit”, the following User ID message will display. Click **Continue** to proceed.



- G. After 20 minutes have passed, please return to <https://www.tms.va.gov/SecureAuth35/> and enter your Username and click Submit. TMS requires a double authentication to access. After you enter your User name and submit you will need to get a passcode to access. The passcode will be mailed to the email address you provided above.



- H. Once your Passcode arrives, enter it using your keyboard, or the on-screen number pad, and click Submit.



- I. You will be asked to select and provide answers to two security questions. These will be used if you need to reset your TMS password.

Set Security Questions

In order to simplify resetting your password in the future, you must select 2 security questions and provide answers for them below. Make sure your answers are something you will remember, are at least 5 characters long, and that you type them the way you always type them as they WILL be case sensitive.

* = Required Fields

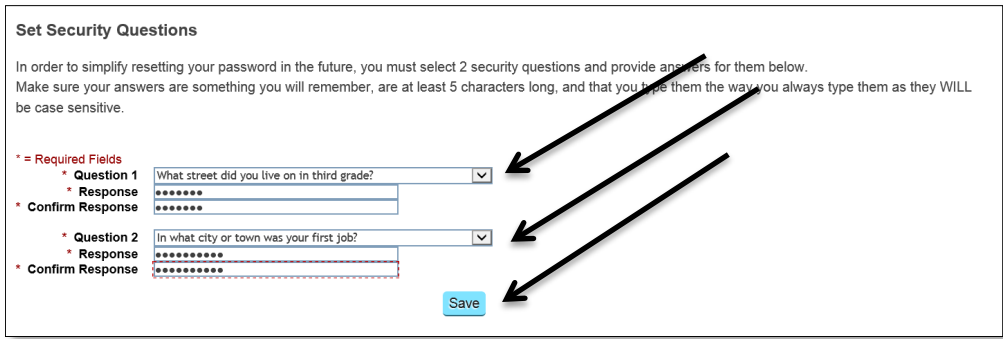
* Question 1
* Response
* Confirm Response

What street did you live on in third grade? [dropdown]
[text input]
[text input]

* Question 2
* Response
* Confirm Response

In what city or town was your first job? [dropdown]
[text input]
[text input]

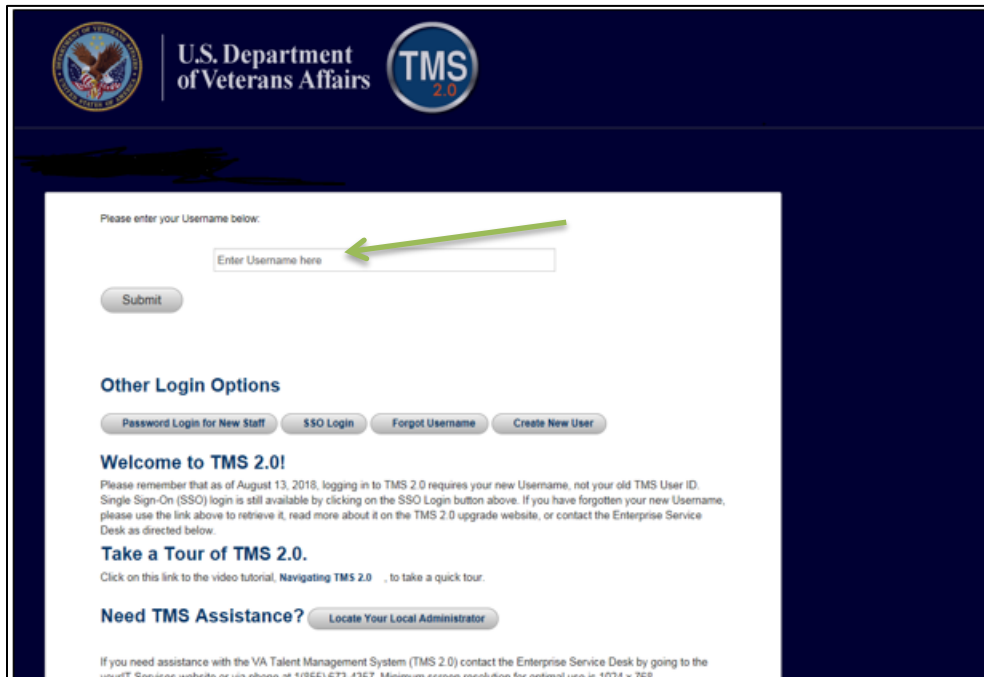
Save



After selecting your questions and entering your answers, select the **SAVE** button. At this point, you have now created your TMS User Profile

STEP 2. After the end of the program. Verify and evaluate the education WITHIN 30 DAYS. Obtain your CEU certificate.

- A. About one week after the program, log in to the TMS homepage (<https://www.tms.va.gov/SecureAuth35/>). Sign in using your user ID identified in F (above). You will also need to do G and H again. If you want to print your certificate, be sure your computer is connected to a printer.



Please enter your Username below:

Enter Username here

Submit

Other Login Options

Password Login for New Staff SSO Login Forgot Username Create New User

Welcome to TMS 2.0!

Please remember that as of August 13, 2018, logging in to TMS 2.0 requires your new Username, not your old TMS User ID. Single Sign-On (SSO) login is still available by clicking on the SSO Login button above. If you have forgotten your new Username, please use the link above to retrieve it, read more about it on the TMS 2.0 upgrade website, or contact the Enterprise Service Desk as directed below.

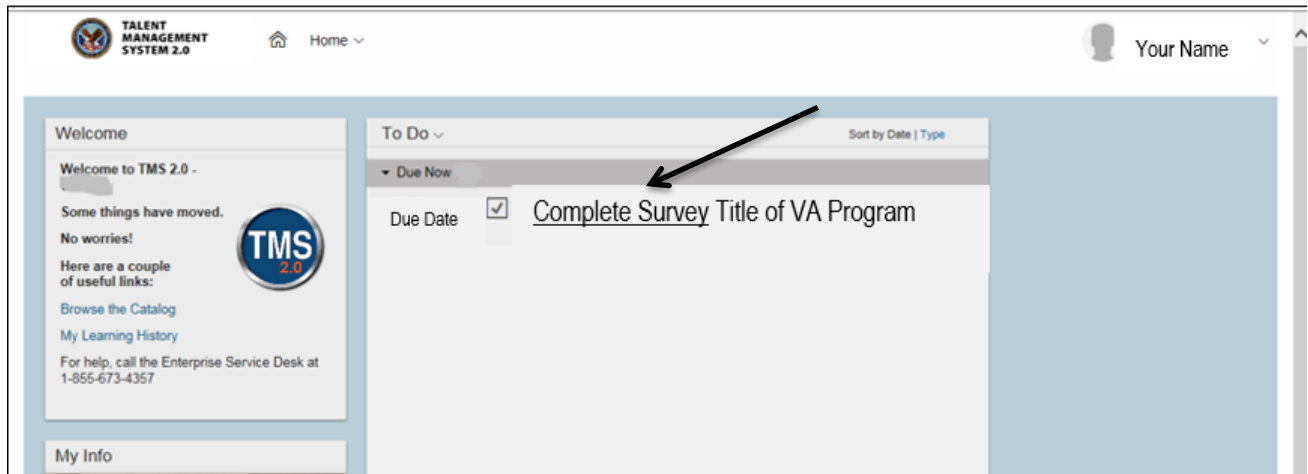
Take a Tour of TMS 2.0.

Click on this link to the video tutorial, [Navigating TMS 2.0](#), to take a quick tour.

Need TMS Assistance? Locate Your Local Administrator

If you need assistance with the VA Talent Management System (TMS 2.0) contact the Enterprise Service Desk by going to the [myVA](#) website or via phone at 1-855-677-4357. Minimum screen resolution for optimal use is 1024 x 768.

- B. The education course you attended should be on the To-Do List. Click on the name.



Click on “Complete Survey”, complete and submit it.

- C. After the Survey (evaluation) has been received, you will be taken to a new page. On this page click on the “My History” tile.

Click on “View All”.

Hover the cursor over the program title click on “View Details” in the popup window that appears. DO NOT click on the “Print Certificate” here.

In the Completed Work Details screen, you should see a section named “Accreditation Details.”

Click the “Print Accredited Certificate” button next to your requested Accreditation (AACME, ANCC, etc.)

Your Accredited certificate should appear on the screen for you to save or print.